

Family Style Theology

“Signs of Jesus”

Advent Devotion



Day 1



Day 2



Day 3



Day 4



Day 5

Family Style Theology

“Signs of Jesus”

Advent Devotion




Day 6



Day 7



Day 8



Day 9

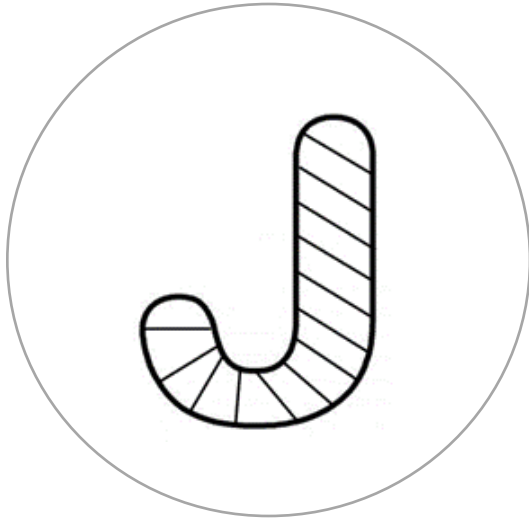


Day 10

Family Style Theology

“Signs of Jesus”

Advent Devotion



Day 11



Day 12



Day 13



Day 14



Day 15

Family Style Theology

“Signs of Jesus”


Advent Devotion



Day 16



Day 17



Day 18



Day 19



Day 20

Family Style Theology

“Signs of Jesus”


Advent Devotion



Day 21



Day 22



Day 23



Day 24



Day 25

Family Style Theology

Devotion Activities

Make Cookies:

Our family tradition is to make Sugar cookies before Christmas. Join in the fun by baking and decorating cookies for each day of our devotion! Find your own shapes if you are able. We found [this kit on Amazon](#) that has cookie cutter shapes we can use. Our suggestions for each day:

- | | | |
|---|--|--------------------------|
| 1-cupcake | 10-snowglobe | 19-bow |
| 2-angel (holding baby instead of wings) | 11-candy cane | 20-snowman (upside down) |
| 3-snowglobe | 12-gingerbread house (cut off chimney) | 21-gingerbread man |
| 4-cupcake | 13-candy cane | 22-cupcake |
| 5-reindeer (ram horns instead of antlers) | 14-gingerbread house (cut off chimney) | 23-snowflake |
| 6-lightbulb | 15-angel | 24-lightbulb |
| 7-lightbulb | 16-snowflake | 25-present |
| 8-sweater (sleeves tips of wings) | 17-tree | |
| 9-present | 18-snowglobe | |

Create Ornaments:

Cut out the circles and decorate the sign of the day. Hang it on your tree or other designated area.

Make a Banner:

String together the symbols in order. Take one off the banner after each devotion. Count down to Christmas in a very visual way for the whole family.

[Visit Family Style Theology on Pinterest for more ideas!](#)